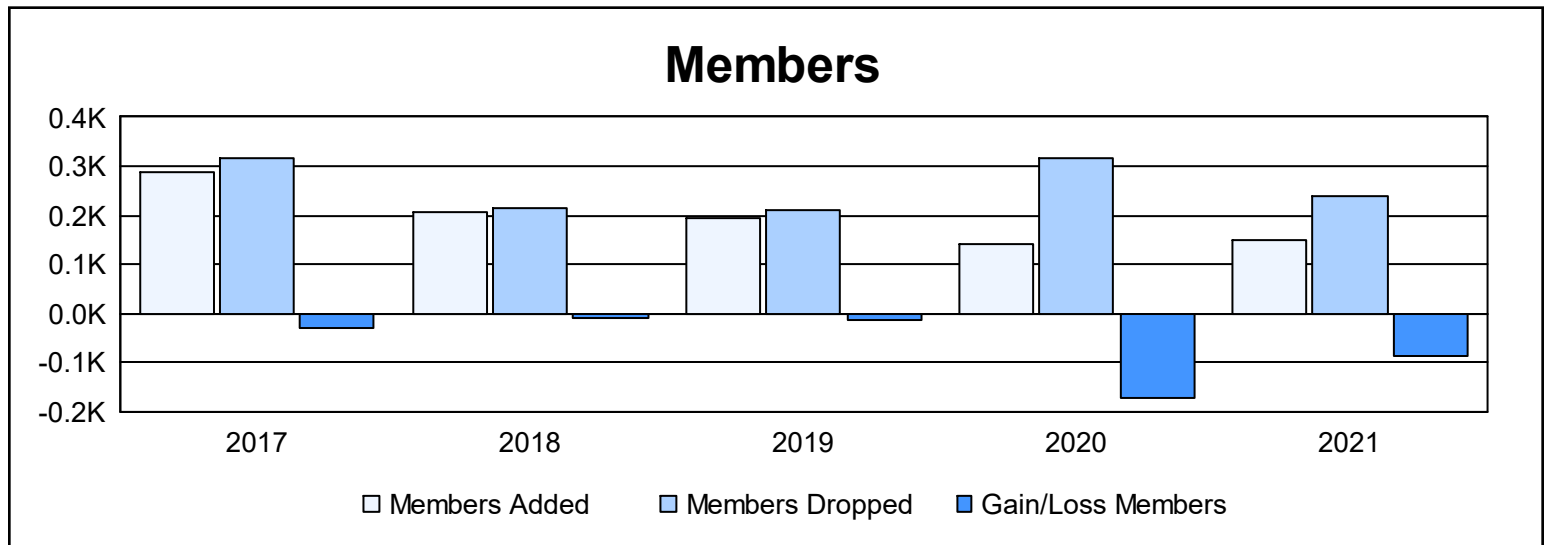

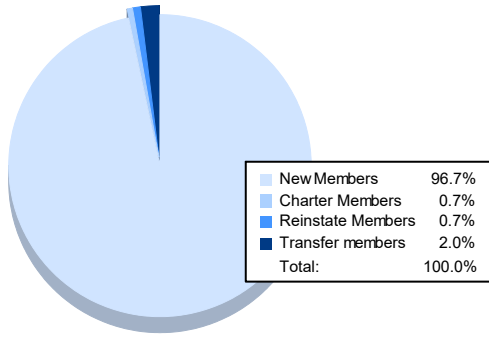


Year	New Clubs	Dropped Clubs	Gain/ Loss Clubs	New Members	Charter Members	Reinstate Members	Transfer Members	Total Member Added	Total Members Dropped	Gain/ Loss Members
2016-2017	0	1	-1	277	0	4	8	289	318	-29
2017-2018	0	0	0	201	0	4	3	208	216	-8
2018-2019	0	0	0	188	0	4	3	195	210	-15
2019-2020	0	0	0	140	0	1	1	142	315	-173
2020-2021	0	0	0	146	1	1	3	151	237	-86
Average	0	0	0	190	0	3	4	197	259	-62



Membership Composition June 2021 Cumulative



Gender Composition June 2021 Cumulative

